

# YOSIMA

■ ■ ■ ■ ■ ■ EXPERIENCE DEPTH – ROOMS OF CLAY.



CLAYTEC®







# EXPERIENCE DEPTH



YOSIMA is wall design with coloured clays and earth of a remarkable quality, depth and brilliance.

After more than five years of research, Claytec has brought together a selection of the finest earths for your enjoyment.



# WALLS OF CLAY





EXPERIENCE NATURE















# YOSIMA

YOSIMA's depth of colour does not come from artificial colours or pigments. It results exclusively from the material characteristics of the clay and earth of which it is made. The clay is both the binding agent and the colour. Its subtle colour variations gives surfaces a natural and authentic character. The result is a series of coloured clay coatings for the design of interiors of the finest quality.


For the base colours, Claytec uses selected clays with an exceptionally pronounced depth of colour. The red coloration is a product of naturally occurring iron oxides in the clay, the yellow of iron hydroxides. Green clay result from very fine iron particles embedded in its mineral lattice, while brown clays are a product of the presence of manganese and black of charcoal. White clay colours are pure kaolin.

Claytec produces three classic colours and five base colours. Each of the base colours are additionally available in four lighter tones mixed with white.

The YOSIMA EDITION is a selection of the 12 best and most popular colours. They also correspond to the 12 colours of the CLAYFIX *clay direct* series.

## THE CLASSIC COLOURS

WHITE



ANTIQUE WHITE




KOLUMBA GREY




## BASE COLOURS

RED



RO 0

YELLOW




GE 0

GREEN




GR 0

BROWN




BR 0


BLACK



SC 0




RO 1



GE 1



GR 1




BR 1



SC 1




RO 2




GE 2




GR 2




BR 2



SC 2



RO 3




GE 3


YOSIMA  
EDITION




GR 3



BR 3



SC 3



RO 4




GE 4


YOSIMA  
EDITION



GR 4



BR 4



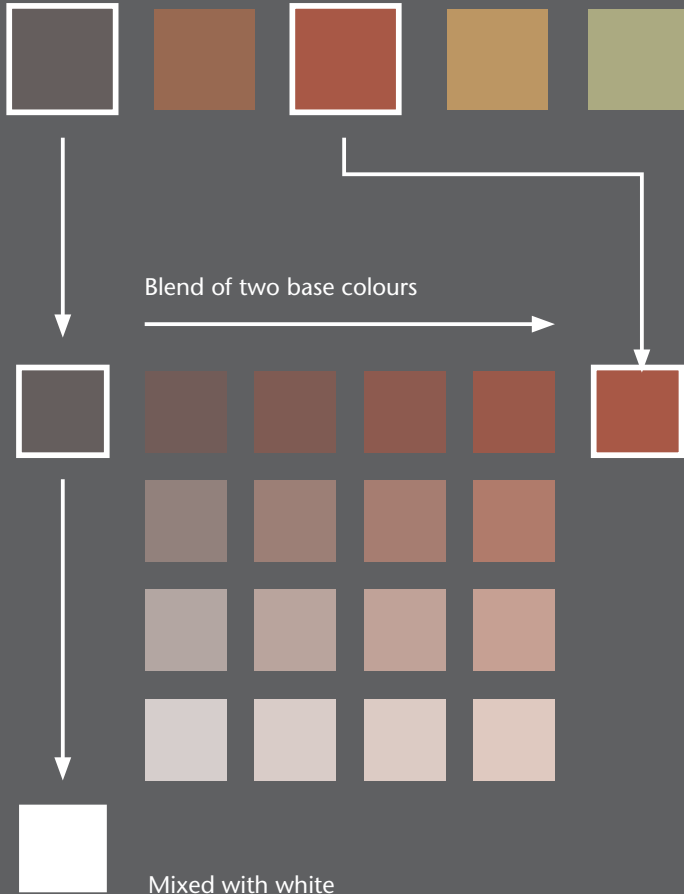
SC 4

Printed colours cannot accurately reproduce the colour of the original plaster. To properly assess the colour, see our plaster samples or undertake a test application in the desired location.




## COLOUR PALETTES

Five base colours



From the vast range of possible colours, Claytec has selected seven especially attractive colour palettes. Each colour palette is made from two base colours, available in four different blends. These blends are additionally available in three lighter tones. Together with the classic and base colours, this results in a finely graded spectrum of 140 possible colours.

## PLASTER TEXTURES



The surface texture is defined by the plaster constituents and the application technique. Seven textural additives are available which can be used to create different effects. They can be mixed into each of the 140 tones of colours.









## COLOUR PALETTE: INDIAN RED

Clays and earths reflect the colours of the world. Ancient cultures were known to have used earth to decorate their living environment. The colours of the Indian Red palette radiate calm, deep warmth.




ROGE 1.0



ROGE 2.0



ROGE 3.0




ROGE 4.0




ROGE 1.1

YOSIMA  
EDITION



ROGE 2.1



ROGE 3.1



ROGE 4.1



ROGE 1.2



ROGE 2.2



ROGE 3.2



ROGE 4.2



ROGE 1.3



ROGE 2.3



ROGE 3.3



ROGE 4.3







# COLOUR PALETTE: NATURAL UMBRA


Earth tones have a natural beauty that we respond to instinctively. But clay plaster is not just visually appealing. It also has properties that have a proven beneficial effect on the indoor climate, making our homes the restful centre of everyday life.



SCBR 1.0



SCBR 2.0



SCBR 3.0



SCBR 4.0



SCBR 1.1




SCBR 2.1



SCBR 3.1



SCBR 4.1



SCBR 1.2




SCBR 2.2



SCBR 3.2




SCBR 4.2




SCBR 1.3



SCBR 2.3



SCBR 3.3



SCBR 4.3







## COLOUR PALETTE: SAHARA BEIGE

In many cultures, people use clay and earth to decorate the most prestigious rooms in the house. Their perfectly crafted surface finishes are regarded as having a unique quality and lasting value. They are to be experienced, not just by themselves but also by their friends and guests.




SCGE 1.0



SCGE 2.0




SCGE 3.0




SCGE 4.0



SCGE 1.1



SCGE 2.1



SCGE 3.1



SCGE 4.1




SCGE 1.2




SCGE 2.2




SCGE 3.2




SCGE 4.2




SCGE 1.3



SCGE 2.3



SCGE 3.3



SCGE 4.3









## COLOUR PALETTE: GOLD OCHRE


Gold and ochre tones are warm and soft. As the most typical of all earth colours they unite calmness and solidity with openness and spaciousness. They communicate a sense of being rooted in the earth while simultaneously amplifying the effect of the sun to produce bright and light interiors.




BRGE 1.0




BRGE 2.0




BRGE 3.0




BRGE 4.0




BRGE 1.1



BRGE 2.1




BRGE 3.1




BRGE 4.1



BRGE 1.2



BRGE 2.2



BRGE 3.2



BRGE 4.2



BRGE 1.3



BRGE 2.3



BRGE 3.3



BRGE 4.3







## COLOUR PALETTE: REED YELLOW

Gentle greens and yellows create a sense of well-being. Together with the balanced climate of clay interiors, they provide ideal conditions for healthy living – especially important in this age of modern, energy-efficient building. And not only that: clay and earth are more environmentally friendly than almost all other building materials.



GRGE 1.0




GRGE 2.0



GRGE 3.0



GRGE 4.0



GRGE 1.1




GRGE 2.1



GRGE 3.1




GRGE 4.1



GRGE 1.2




GRGE 2.2




GRGE 3.2



GRGE 4.2




GRGE 1.3



GRGE 2.3



GRGE 3.3



GRGE 4.3







## COLOUR PALETTE: JADE GREEN


This spectrum of clays ranges from colours that are cool and soothing to those with a hint of the exotic. Green and grey are the favourite colours of designers and architects. They are sophisticated, restrained and subtle – ideal for interiors that reflect the perfect harmonies of nature.



SCGR 1.0



SCGR 2.0



SCGR 3.0



SCGR 4.0



SCGR 1.1




SCGR 2.1



SCGR 3.1



SCGR 4.1



SCGR 1.2




SCGR 2.2




SCGR 3.2



SCGR 4.2



SCGR 1.3



SCGR 2.3



SCGR 3.3



SCGR 4.3







## COLOUR PALETTE: SIENNA BROWN


Sienna brown epitomises the vitality and beauty of coloured clays and earth. It is a palette that evokes the earthy warmth of natural materials soaking up the heat of the sun. It recalls the flair of southern Europe and exemplifies the sense of depth felt in rooms lined with clay plaster.



SCRO 1.0



SCRO 2.0



SCRO 3.0




SCRO 4.0




SCRO 1.1



SCRO 2.1



SCRO 3.1



SCRO 4.1



SCRO 1.2



SCRO 2.2



SCRO 3.2



SCRO 4.2



SCRO 1.3



SCRO 2.3



SCRO 3.3



SCRO 4.3



**CLAYTEC e. K.**

Nettetaler Straße 113  
D-41751 Viersen-Boisheim  
Germany

Telefon: +49 (0)2153 918-0  
Telefax: +49 (0)2153 918-18

E-Mail: [service@claytec.com](mailto:service@claytec.com)  
[www.claytec.de](http://www.claytec.de)

**CLAYTEC®**



Tested to conform to strict emission  
and toxicological requirements by the  
UL ECO-INSTITUT